


CONNECTIONS

Making good TV better for young children

Vol. 64, December 2004



LINK IDAHO TV SHOWS TO A BOOK TO FOSTER A LOVE OF READING.

Start with a great PBS show.

Connect to a book and an activity for fun and powerful learning.

Look inside for ideas on TV and book connections.



Build Literacy Skills with Television

Published monthly by
Idaho Public Television
1-800-543-6868
www.idahoptv.org/kids



Ready To Learn is supported by a cooperative agreement from the U.S. Department of Education, PR/Award Number R295A00002

December Theme: Manners

Teaching Manners

How often have you heard "Today's child is much less respectful than children a generation ago!" Children are not born with manners. Parental and caregiver role modeling helps teach children to be caring and kind. Manners and respect are inseparable. Children begin developing respect for others by first developing it for their parents and caregiver. In other words, parents and caregivers have the power to nurture, guide, show and instill good manners. They can teach kindness, responsibility and gentleness.

The following are some tips to help you teach good manners to your children:

Work on one thing at a time. Focus on one manner at a time such as blowing your nose. Once that is learned teach another. Break the steps down and allow for repetition.

Accept age-appropriate behavior. All young children spill their milk, splatter their ketchup and leave an array of crumbs around their chairs. It takes time to acquire the motor skills required to be tidy and clean.

Be tolerant of your children's lapses, but do not overlook them. Children will make mistakes. The more patient you are the more progress they will ultimately make. Talk about it later, tell them what you expect and be sure to model the behavior you'd like to see.

Praise your children for their successes. Give immediate positive feedback when your child displays good manners at home or in public.

Set a good example. Children must see you set a good example when it comes to manners. When adults interact with children they need to model the golden rule.

See the View-Do-Read section for suggestions on ways you can help a child learn manners.



TIPS FOR PARENTS

- Be role models for the manners you wish to see in your children.
- Recognize children's efforts no matter how small or awkward.
- Work on one thing at a time.
- Discuss what didn't work when poor manners are seen or heard and brainstorm possible alternatives.
- Be tolerant of your children's lapses, but do not overlook them.
- When it's obvious that your child has forgotten a certain social ritual, give a prompt.



December Theme: : Manners



VIEW

ARTHUR

Wednesday, Dec. 1, 10:00/9:00 a.m., 3:00/2:00 p.m. MT/PT

What do you do when there's a bully around?

CLIFFORD'S PUPPY DAYS

Wednesday, Dec. 8, 9:30/8:30 a.m. MT/PT

Clifford finds a way to tell Norville his constant singing is inconsiderate.

DRAGON TALES

Thursday, Dec. 16, 7:00/6:00 a.m. and 10:30/9:30 a.m. MT/PT

Respecting other peoples' needs.



READ

Clifford's Bedtime


by Norman Bridwell

Clifford exasperates his mother by thinking of many ways to postpone bedtime.

Froggy Eats Out

by Jonathan London

Froggy and his parents are going to eat dinner in a fancy restaurant. Laugh along with Froggy as he discovers some important manners for eating out!



VIEW

THE LEARNING TRIANGLE



READ

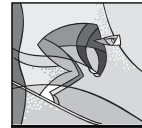


DO

Curious George

by H.A. Rey

A young monkey finds out how curiosity can sometimes bring great adventure as well as a whole lot of trouble!



DO

Infants: Take time when talking with an infant to pause and wait for their response. You may receive a smile, an outstretched hand, or a grasp. Acknowledge their response with words and continue your conversation.

Toddlers: Play Whisper Tube games to teach voice modulation. Give children an empty toilet paper roll tightly wrapped in shiny paper or foil. Leave the ends open. Let children decorate tube with stickers. Set a rule that you can only speak softly (whisper) through the tube. Create a variety of games to help children use their voices in different ways. For example, sing a familiar song with a normal voice, without the tube. Sing the same song again, however this time sing softly through the tube. Talk about the difference in volume (loud, soft, screeching, etc.).

Pre-Schoolers: Turn lessons into games. Have a child or a small group help you prepare a snack to serve. Let each person have a role. Model the how-to's and what to say for each activity. "Would you like some juice?" "Yes, please." "No, thank you." Repeat this activity for several days letting different children have different responsibilities.

Six – Eight-year-olds (Afterschoolers): Make a manners chart. List the manners you have taught the children and create a column for each day of the week after their name. Place a sticker or star for each good manner shown each day from the moment children arrive to the time they leave. At the end of the week celebrate all the good manners used with a special snack prepared and served by the children.



DECEMBER TITLES

Weekdays at 2:30/1:30 MT/PT ... www.gpn.unl.edu/rainbow

- | | | | | | |
|---|---|----|--|----|---|
| 1 | <i>Always My Dad</i>
(Family relationships) | 10 | <i>Brush</i>
(3-D animation and parade floats) | 22 | <i>Sunken Treasure</i>
(Treasure hunting, shipwrecks) |
| 2 | <i>Owen</i>
(Adjusting to change) | 13 | <i>The Robbery at the Diamond Dog Diner</i>
(Diners and making pasta) | 23 | <i>The Bicycle Man</i>
(Wheels) |
| 3 | <i>Through Moon and Stars and Night Skies</i>
(Adoption; families) | 14 | <i>Snowy Day: Stories and Poems</i>
(Winter) | 24 | <i>Summer</i>
(Characteristics of the seasons) |
| 6 | <i>Martha Speaks</i>
(Dogs) | 15 | <i>Visiting Day</i>
(Incarcerated parent) | 27 | <i>Tooth-Gnasher Superflash</i>
(Automobiles) |
| 7 | <i>The Adventures of Taxi Dog</i>
(Dogs, taxis) | 16 | <i>Unique Monique</i>
(Conformity and individuality) | 28 | <i>The Sign Painter's Dream</i>
(Signs & advertising) |
| 8 | <i>Duncan and Dolores</i>
(Cats) | 17 | <i>Mr. George Baker</i>
(Intergenerational friendship; literacy) | 29 | <i>The Bionic Bunny Show</i>
(Set of Star Trek: The Next Generation) |
| 9 | <i>Pet Stories: You Don't Have to Walk</i>
(Pet-themed poetry) | 20 | <i>Bored—Nothing to Do</i>
(Airplanes) | 30 | <i>The Piggy in the Puddle</i>
(Clay creations) |
| | | 21 | <i>Sporting Pages</i>
(Athletics) | 31 | <i>The Purple Coat</i>
(Fashion design) |



Weekdays at 8:00/7:00 a.m. MT/PT
Sundays at 7:00/6:00 a.m. MT/PT
pbskids.org/barney

December Topic

- 1 Pianos
- 2 Friendship
- 3 Helping friends
- 5 Purple
- 6 Big and little; Self-esteem
- 7 Learn about different countries
- 8 Community helpers that help us live safely
- 9 Helping friends learn; Squares
- 10 Cars and buses
- 12 Big and little; Self-esteem
- 13 Dealing with anger
- 14 Barney's birthday!
- 15 Friendship and giving
- 16 Feelings and emotions
- 17 Love and relationships
- 19 Dealing with anger
- 20 Musical instruments
- 21 Movement and creative expression
- 22 Artistic activities
- 23 Imagination
- 24 Self-esteem
- 26 Musical instruments
- 27 New babies
- 28 Construction vehicles
- 29 Healthy habits
- 30 Being last is OK
- 31 Kites



MISTER ROGERS' NEIGHBORHOOD

Weekdays at 1:00/2:00 p.m. MT/PT
www.pbskids.org/rogers

December Topic

- 1-3 The Arts
- 6-10 Music
- 13-17 Sharing
- 20-24 Giving and Receiving
- 27-31 Celebrations



Weekdays at 5:00/4:00 p.m. MT/PT
pbskids.org/zoom

December Topic

- 1 Salt dough clay beads; Toilet paper roll experiments
- 2 Easy ice cream; Ice cube melt relay
- 3 Tracing silhouettes; Clay animation movies
- 6 Salt dough clay beads; Toilet paper roll experiments
- 7 Easy ice cream; Ice cube melt relay
- 8 Crab soccer; Fluffy peanut butter dip
- 9 The alphabet show; Alphabet pretzels
- 10 Frog Hop relay; Burrito Bites
- 13 Rube Goldberg machine; Funny Face pizza
- 14 Crab soccer; Fluffy peanut butter dip
- 15 Stone Soup puppet show; The scoop game
- 16 Bubbles; Egg boat; Ants on a log
- 17 Wheelbarrow race; Castle cake
- 20 Bubbles; Egg boat; Ants on a log
- 21 Stone Soup puppet show; The scoop game
- 22 Fruit pizza; Refrigerator tag; The chin play
- 23 What's denser?; Popsicle stick puzzle
- 24 Baby picture name game; Scrapbook
- 27 Arm stretch; Banana treats
- 28 Animal sound game; Strawberry surprise
- 29 What's denser?; Popsicle stick puzzle
- 30 Baby picture name game; Scrapbook
- 31 Tornado in a bottle; Balloon vehicles

Sunday mornings ARE for kids!

All times are Mountain/Pacific Time

6:00/5:00 SESAME STREET

Generations of children have learned their numbers and alphabet from Big Bird, Maria, and other friends.

7:00/6:00 BARNEY & FRIENDS

The lovable purple dinosaur and his young friends share adventures featuring songs, dances and games that make learning fun for children.

7:30/6:30 TELETUBBIES

TELETUBBIES is a celebration of play and exploration in a world of technology.

8:00/7:00 PLAZA SESAMO

Songs, music, and a cast of Muppets and live actors bring to life a Latino curriculum with a particular focus on health, hygiene and safety—*en Español!*

8:30/7:30 CLIFFORD'S PUPPY DAYS

Meet the young, bright, loveable bundle of energy before he was the biggest dog that ever was.

9:00/8:00 SAGWA, THE CHINESE SIAMESE CAT

Follow the adventures of a spirited, adventurous young cat as she explores her widening world in historic China.

9:30/8:30 ANGELINA BALLERINA

A little mouse yearns to become a prima ballerina, and through her quest to learn dance, she meets many friends and has many adventures.



10:00/9:00 THOMAS & FRIENDS

Thomas the Tank Engine invites children and families to Sodor, his home island. Each week Thomas embarks on exciting new adventures with his engine friends

10:30/9:30 JAKERS: THE ADVENTURES OF PIGGLEY WINKS

A little pig and his two friends Dannon the duck and Ferny the cow encounter many adventures in their tiny village of Tara, in Galway county, Ireland.

11:00/10:00 BRIAN JACQUES' REDWALL

Each half-hour episode introduces viewers to a medieval land populated by woodland creatures who embody the positive and endearing qualities of humor, companionship and courage.

December VIEW—DO—READ Theme Weeks



All times are listed Mountain/Pacific Time

Sunday

Monday

Tuesday

Wednesday

Thursday

Friday

Saturday

MANNERS
Manners
by Aliki

Oops! Excuse Me Please!
And Other Mannerly Tales
by Bob McGrath



Web site resources include episode descriptions and more activities and ideas for children and those who care for them.

MATH

Look! Look! Look!
by Tana Hoban

Counting Crocodiles
by Judy Sierra

5



TELETUBBIES
Count to five and basic shapes
7:30/6:30 a.m.

6



BARNEY & FRIENDS
Big and little
8:00/7:00 a.m.

7



CYBERCHASE
The Grapes of Plath
4:30/3:30 p.m.

8



CYBERCHASE
Zeus on the loose
4:30/3:30 p.m.

9



BARNEY & FRIENDS
Find and learn about squares
8:00/7:00 a.m.

10



CYBERCHASE
Right Angles
4:30/3:30 p.m.

11

Create a paper chain to count down the days to the New Year!

SHARING

Rainbow Fish
by Marcus Pfister,
J. Allison James

The Giving Tree
by Shel Silverstein

12



SAGWA, THE CHINESE SIAMESE CAT
Lying/Responsibility
9:00/8:00 a.m.

13



BETWEEN THE LIONS
Helping friends feel better
11:00/10:00 a.m.

14



CLIFFORD THE BIG RED DOG
Kindness
9:30/8:30 a.m.

15



BARNEY & FRIENDS
Sharing a talent show with friends
1:00/12:00 p.m.

16



MR. ROGERS' NEIGHBORHOOD
Sharing themes all week!
1:00/12:00 p.m.

17



Each family/group member finds something special (game/craft/skill) to share for a few days.

MUSIC

Music, Music For Everyone
by Vera B. Williams

Zin! Zin! Zin! A Violin
by Lloyd Moss

19



20



BARNEY & FRIENDS
Music
8:00/7:00 a.m.

21



BARNEY & FRIENDS
Movement
8:00/7:00 a.m.

22



23



POSTCARDS FROM BUSTER
Fiddlin', clogging, and square dancing in Kentucky
3:30/2:30 p.m.
5:00 p.m. PT only

24

SESAME STREET
Music
11:30/10:30 a.m.

25

Enjoy mimicking different hand clapping rhythms.

FAMILIES

The Relatives Came
by Cynthia Rylant

An Extraordinary Egg
by Leo Lionni

26



27

BARNEY & FRIENDS
New baby in the family
8:00/7:00 a.m.

28

BETWEEN THE LIONS
Lionel teaches his parents new dance steps!
11:00/10:00 a.m.

30

MAYA & MIGUEL
Maya "helps" Abuela Elena
4:00/3:00 p.m.

31

Make a card for each member of the family.